


HUDSON SCORING LEADERS



Dante Lavelli, Coach Walter Parsons and Ivan Siegfried

One-Two Punches

(duo with both averaging within seven points of each other)

Year	Names	Avg.	% of team points	Team's Record
1937-38	Harold Searcy Bill Dawson	11.1 ppg 8.9	83.9%	15-1
1939-40	Ivan Siegfried Dante Lavelli	11.1 ppg 9.7	76.8%	11-5
1940-41	Ivan Siegfried Dante Lavelli	15.4 ppg 13.5	70.2%	18-1
1969-70	Rob Bell Scott Staley	22.3 ppg 16.6	62.9%	18-3
1980-81	John Strong Dave Libertini	20.5 ppg 15.2	59.6%	11-10
1974-75	Kevin Labadie John Krum	18.7 ppg 14.9	56.3%	13-6
1969-70	Rob Bell Randy Kingsley	20.9 ppg 16.3	55.1%	10-9
1956-57	Norm Malcosky Bob Hannaford	14.2 ppg 14.1	55.8%	15-6
1962-63	Les Dingledine Duane Hess	16.5 ppg 15.2	51.1%	18-4
1957-58	Ron Ulrich Rick Filson	15.1 ppg 10.6	49.9%	8-9
1986-87	Todd Flesch Ted Sullivan	16.5 ppg 15.3	48.5%	15-7
1995-96	Brent Baker Mike Stickler	18.6 ppg 15.4	47.7%	17-5
2010-11	Zack Brandy Ben Gedeon	11.6 ppg 9.6	47.4%	7-14



Les Dingledine and Duane Hess

Triple Threats

A trio of players averaging over ten ppg


Year	Names	Avg.	% of team points	Team's Record
1955-56	John Grell Norm Lipster Norm Malcosky	21.5 ppg 19.1 10.4	78.3%	12-7
1992-93	Rob Lang Scheller Harrison Craig Anderson	17.8 ppg 16.4 11.6	75.4%	10-10
1961-62	Don Saunders Les Dingledine Tom Watts	14.6 ppg 13.5 13.4	73.3%	15-9
2005-06	David Ripkin Ryan Stump Matt Watson	13.1 ppg 12.6 12.0	70.2%	12-9
1988-89	George Bullock Brian Monnin Scott Breen	26.1 ppg 11.3 10.8	69.6%	12-9
1963-64	John Hickey Mike Brintnall Dave Kispert	16.5 ppg 11.3 10.6	67.9%	6-14
1987-88	Todd Flesch George Bullock Scott Comernisky	22.9 ppg 17.3 11.1	66.2%	17-4
1964-65	Hal Luce Dave Kispert Bob Sampson	16.3 ppg 12.9 11.4	65.2%	7-12
1979-80	Scott Schroyer John Strong Chris Hannaford	15.2 ppg 15.0 13.4	64.9%	13-8
1971-72	Jeff Judkins Bruce Bell Todd Harris	13.0 ppg 11.8 10.2	62.6%	13-8
1998-99	Tim L'Hommedieu Matt Marinchick Kelvin Robinson	12.3 ppg 12.0 11.0	62.3%	10-13

1955-56 High Scoring Trio




John Grell

Led Hudson with 408 points



Norm Lipster

second with 363 points



Norm Malcosky

Third with 198 points

One Man Shows? (even they had help)

Year	Names	Avg.	% of team points	Team's Record	Year	Names	Avg.	% of team points	Team's Record
1966-67	Todd Clark John Watson Dan Mayton	21.4 ppg 10.1 9.4	36.4%	4-16	1975-76	John Krum Charlie Gray Dale McCoy	21.6 ppg 9.9 9.7	34.7%	12-7
2009-10	Richie Piekarski Jake Brandy Clay Lease	17.7 ppg 9.4 9.4	34.6%	8-13	1953-54	Sid Boyd Ron Lopeman Tom Hannaford	21.0 ppg 10.5 7.7	33.7%	9-9
1947-48	Tim Ryan Bill Arnold Joe Rosato	14.7 ppg 7.2 5.7	33.0%	17-3	1970-71	Scott Staley Dave Hills Dean Kramel	19.5 ppg 10.8 9.8	32.9%	14-7
1958-59	Rick Filson Ed Dingledine Charley Martin	17.2 ppg 10.7 9.5	32.8%	10-9	1996-97	Eric Filipovitz Scott Cervanek Erik Barlow	17.8 ppg 8.2 7.3	32.6%	6-16
1999-00	Matt Marinchick Evan Wake Micah Watts	19.5 ppg 11.0 7.5	32.3%	16-7	2000-01	Phil Blickensderfer Andy Albright Jerud Getz	17.3 ppg 9.0 8.2	28.7%	16-6